

## CROWER BUILDS CUSTOM CLUTCHES

### CROWER CLUTCHES


Since their inception in 1966, Crower clutches have been regarded as the ultimate solution to high horsepower, high torque, power to ground control. There is no other clutch available on the market that can harness the extreme power output of a competition engine and control it as accurately and consistently as a genuine Crower clutch. Our ongoing trackside research and development program insures you of the latest and most innovative components available.

#### THE "CROWERGLIDE"

The most copied clutch in racing, the original "Crowerglide" incorporates a completely centrifugal design and is totally adjustable. It was the industries first real slipper clutch, which is why it is so prevalent in racing today.

All Crower clutches are shipped complete with flywheel bolts, washers, one pilot bearing, feeler gauges, additional counterweights and instructions.

**Redesigned NEW 9" Springer with Beefed up cover, donut & flywheel popular in AAGAS**



#### Features:

- Aluminum or Titanium • Two through five disc set-up
- Choice of six or twelve stand configurations
- Fully machined 7075T6 Billet aluminum pressure plate assembly
- 6-9 or 12 finger configuration (Staged fingers available)
- Including stall speed springs • Counterweights
- Available in 8", 10", 10.7", and 12.5"
- Adjustable stands are standard (except 8" mini "CROWERGLIDE")
- S. F. I Certified

#### Popular Applications:

- Truck and Tractor Pulling • Drag Racing or Nost. Top Fuel & AA Funny
- Sand Drags • Monster Trucks • Mud Racing • Top Alcohol - A Fuel

### CROWER PEDAL CLUTCHES

Unlike the completely centrifugal "Crowerglide," the Crower pedal clutch offers the conventional style foot control launch combined with centrifugal assistance and static spring adjustment. This highly versatile Crower clutch is available in an assortment of centrifugal lever and static spring combinations.

#### Features:

- Aluminum or Titanium
- 7075T6 construction
- Titanium adjusting stands
- Dial indicator for setting pressure plate height
- Installation procedures

#### Popular Applications:

- Alcohol Dragster & Funny Car • Pro Modified
- AA Gas • Sand Drags • Truck & Tractor Pulling

### HOW TO ORDER CROWER CLUTCHES


Due to the variety of applications and amount of variables involved in building a clutch that will function properly, Crower recommends that you call our Clutch Department at 619-690-7848 for personalized support or fax the following information to 619-690-7846.

- Engine make • Application or class of competition
- Estimated rpm power range • Transmission spline info (O.D. and number of teeth)


### PARTS & SERVICE

Crower offers complete service and repair on all Crower clutches and Crower products, as well as technical support. All clutches and components returned for service and repair will be subject to a \$60.00 minimum tear-down and inspection charge. Used parts requiring machine work will be subject to a machining charge based on prevailing rate. All used parts not meeting Crower's specifications will be replaced at the customer's expense.

## Centrifugal Crower Glides



**11" Glide**  
The Standard In Truck & Tractor  
Pulling. 2 Thru 5 Disc Available.



**10" AA, 10.5 & 10.7**  
Full Titanium Glide  
Nostalgia Fuel



**8" 3 Disc Glide**  
Mini Rod-Oval Track




**10" AA Springer**  
with NEW rev-guard  
bearing support

## Pedal Clutches

**10" Pro  
Sportsman**

Promodified  
Top Gas  
Bonneville



**10" AA**  
Tops In Top  
Alcohol Dragster






**12.5" Pullmaster Springer  
4 Disc Setup**



**11" 12 Stand Tractor Glide  
Pressure Plate**



**10.7" Top Alcohol  
& Promod**  
Available With Or  
Without Gear.



## Accessories and Tools


**New Flywheels available for  
10", 10.5" & 10.7" Using NHRA/SFI  
mandated liner bellhousings**



10" Available with 130, 153,  
162, 164A or 168S

10.7" Available with 164A  
or 168S

**Bronze Floaters  
available  
9" thru 11"**



**Chromoly  
Cross Shaft Arm & Fork**



**Throwout Bearing  
Assembly & Candle Stick**



**1 3/8 10  
Line Up Shafts  
.669" or .787" Pilot**



**Band Clamps Available  
9", 10"PS, 10"AA, 10.5", 10.7"**



**Dial & Dial Standard**